

**Air & Water**<sup>®</sup>  
TECHNOLOGY

# Wizard-Kleen<sup>®</sup>

U.S. Patent No. 6,708,717 & U.S. Patent Pending

Model No. FDN-001

**Nitrogen Valve & Standard Water Hose Connection**

## Dual Function Water/ Compressed Nitrogen Flushing System

An affordable, Earth-Friendly solution for cleaning and maintaining  $\frac{3}{4}$ " A/C drainpipe pathways.

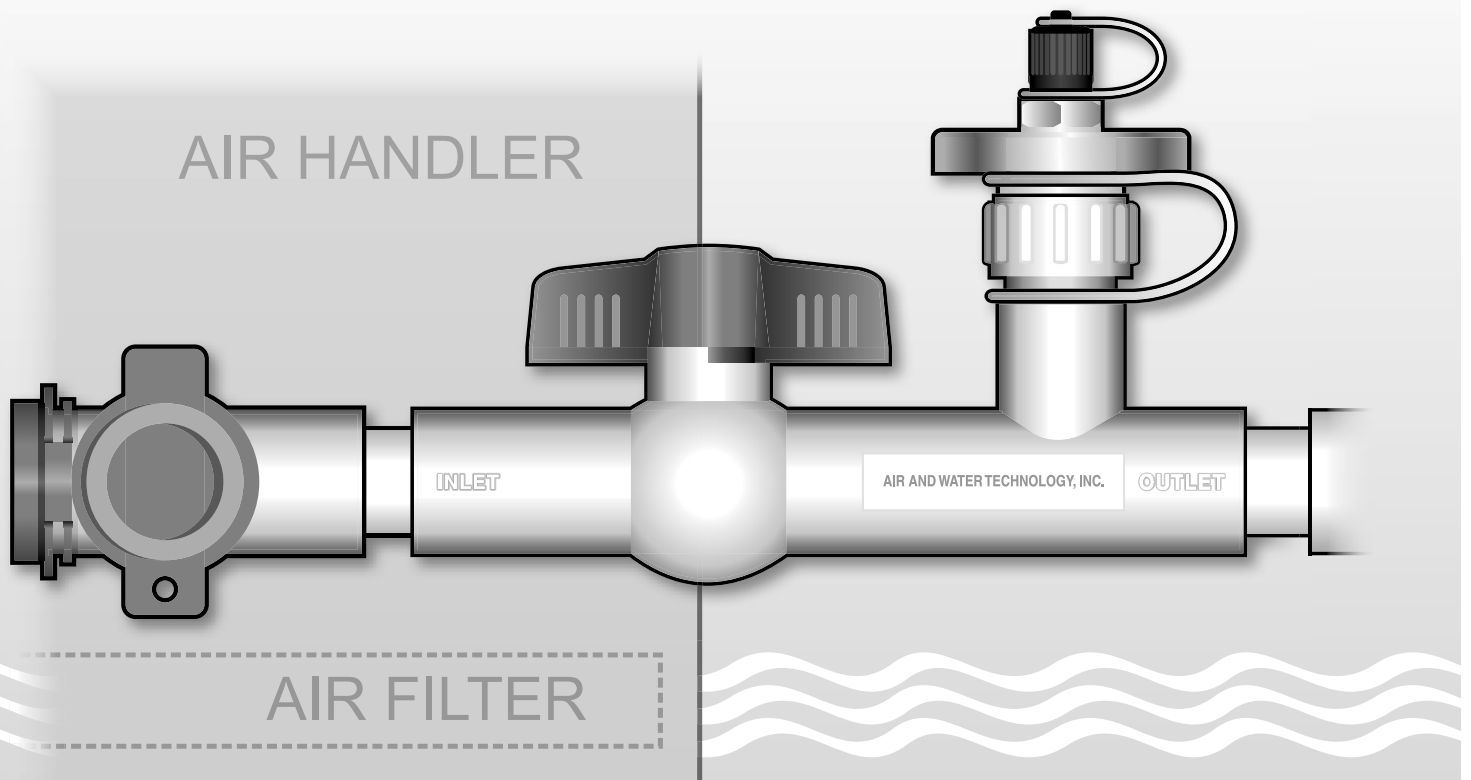
*This product is also available with an Air Tire Valve & Standard Water Hose Connection version. Model No. FDT-001*



The Wizard-Kleen<sup>®</sup> Dual Flushing system is an environmentally friendly cleaning method which utilizes water or compressed gas — **WITHOUT THE USE OF CHEMICALS** — to flush sludge and slime from your A/C plumbing.

### Wizard-Kleen<sup>®</sup> Benefits:

- Eliminates build up of algae, mold, fungus, mildew plus sludge & slime and odors.
- Reduces water damage from drain line back-up.
- Eliminates mess and unnecessary service calls.
- Easy to maintain — Saves time, labor and money.
- Uses no chemicals and is Environmentally Friendly.
- Can be mounted horizontally or vertically.
- Easily attaches to a standard water hose and/or nitrogen hose fitting.
- $\frac{1}{4}$  turn ball valve prevents back flow into A/C unit.
- Made of durable white Schedule 40 PVC (polyvinyl chloride).
- For  $\frac{3}{4}$ " residential and commercial use.
- A complimentary attachment to a new or existing air handler.
- No access needed to open air handler system.
- Two convenient cleaning options in one product.



Air and Water Technology is a manufacturer of specialty hardware for the HVAC/R and the plumbing industry.  
See our web site at [www.airwatertech.com](http://www.airwatertech.com)

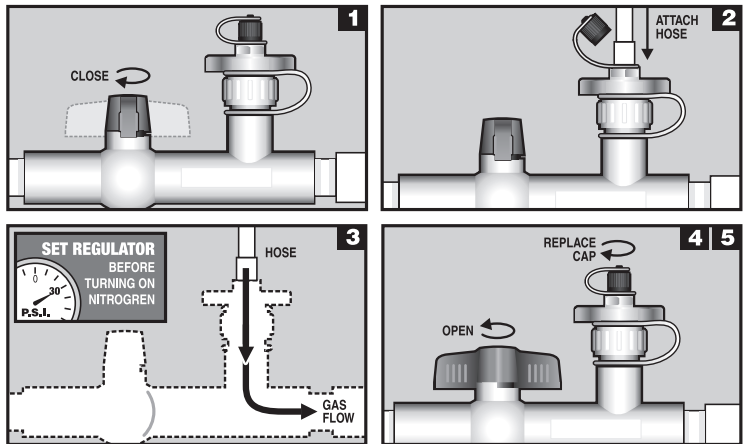
## General Product Cleaning Instructions:

It is recommended to flush your A/C plumbing at the same time your filter is changed.

### Compressed Nitrogen Flushing:

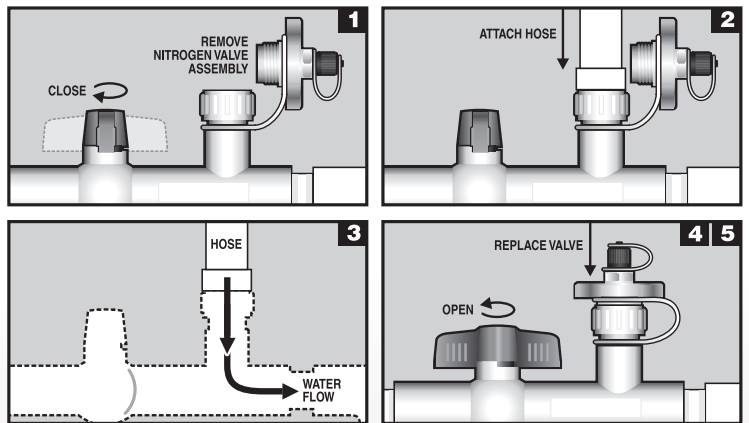
**Warning:** This cleaning method should strictly be done by an experienced & knowledgeable A/C professional technician. **Note:** Requires the use of a gas regulator. Do not exceed **30 psi** when flushing nitrogen gas through drain pipe system.

1. Close **main red valve** on Wizard-Kleen.® The handle will be perpendicular to the **Wizard-Kleen®** body.
2. Remove Wizard-Kleen® **nitrogen cap** and attach gas hose to valve.
3. Set regulator to not exceed **30 psi**. Release nitrogen to begin flushing gas through A/C plumbing. Check your A/C drain pipe, located outside. Gas will flow unobstructed and clean when flushing is complete.
4. Shut off gas and remove nitrogen hose from Wizard-Kleen.®
5. Replace Wizard-Kleen® **nitrogen cap** and re-open **main red valve**.




### Water Flushing:

1. Close **main red valve** on Wizard-Kleen.® The handle will be perpendicular to the **Wizard-Kleen®** body. Remove Wizard-Kleen® **nitrogen valve assembly**.
2. Attach your water hose.
3. Turn on water faucet to begin flushing water through A/C plumbing. Check your A/C drain pipe, located outside. Water will flow unobstructed and clean when flushing is complete.
4. Shut off water at faucet and remove hose from Wizard-Kleen.®
5. Replace Wizard-Kleen® **nitrogen valve assembly** and re-open **main red valve**.

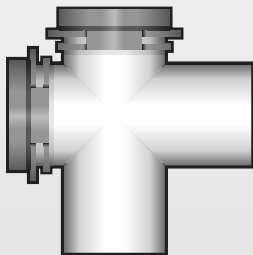


### Wizard-Kleen® Water/Compressed Nitrogen Flushing System Model No. FDN-001 Parts

MALE TAPERED  
THREADED SLIP  
ADAPTER  
(A34001)

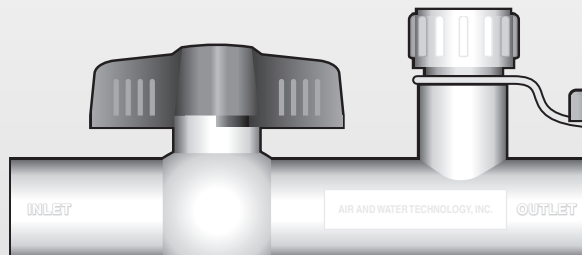


RED CAPS (2)  
(WT00207)



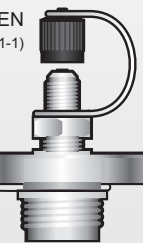
90° ELBOW DUAL  
CLEANOUT ADAPTER  
(FWA001)

NITROGEN TOP GREEN  
CAP ONLY (VC001-1)



WIZARD-KLEEN® BODY (F34010)

NITROGEN  
CAP STRAP  
EPDM RED  
(VC002-2)



COMPRESSED  
NITROGEN  
VALVE W/CAP  
(CV0001)

**Our company motto is simple:**

**"Offer safe, easy and reliable solutions for the HVAC/R and plumbing industry."**

2293 West 76th Street • Hialeah, FL 33016 • 305 823-8191 • fax: 305 823-8192

**www.airwatertech.com**